


Model 59

STANDARD SPECIFICATIONS:



Model 59 - 90°, 45°, 30°
Straight Roll-To-Roll Curve


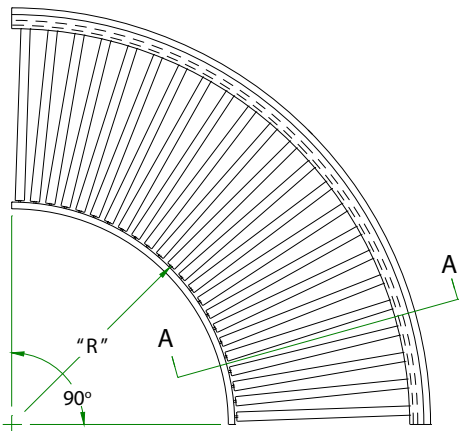
OPTIONAL EQUIPMENT:

Motors: 1 horsepower.
 Blade Stop: Consult accessories section of this brochure for more details.
 Guards: Consult accessories section of this brochure for more details.
 Paint: Special colors, powder coat.
 Electrical Controls: Consult factory.

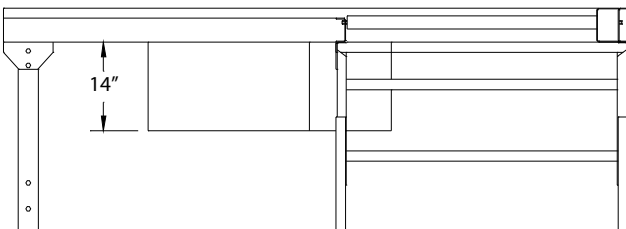
90°, 45°, 30° Straight Roll-To-Roll Curves

Overall Widths:	40-1/2", 42-1/2", 48-1/2", 54-1/2", 60-1/2"
Between Frame Widths:	37", 39", 45", 51", 57"
Conveying Surface Widths:	34", 36", 42", 48", 54"
Rollers:	2-5/8" dia. x 7 ga. unplated rollers with 11/16" hex shaft.
Frame:	4" @ 5.4# and 6" @ 8.2# painted structural steel. Welded cross members and butt couplings. Top of roller is 3/8" above top of 4" channel.
Drive:	Underside center.
Drive Chain:	#50 roll-to-roll roller chain.
Bearings:	Sealed, pre-lubricated ball bearings.
Motor:	3/4 HP 230/460 V., 3 phase, totally enclosed C-faced.
Speed:	30 FPM.
Speed Reduction:	Right angle heavy duty worm gear speed reducer.
Paint:	Uniflo Dark Blue.
Guards:	At all pinch points for increased safety.
Supports:	15" - 18" measuring from floor to top of roller.
Capacity:	1000 lbs./ft. live load, 4000 lbs. maximum unit load.

STANDARD SPECIFICATION DRAWINGS:



Between Frame Widths	37"	39"	45"	51"	57"
Conveying Surface Widths	34"	36"	42"	48"	54"
Inside Radius "R"	62"	60"	54"	48"	42"



HORSEPOWER CAPACITY:

CONVEYING SURFACE	HORSEPOWER		WT. 90° CURVE
	3/4 LD/FT	1 LD/FT	
34"	820#	1000#	1375#
36"	819#	1000#	1400#
42"	816#	1000#	1450#
48"	813#	1000#	1575#
54"	810#	1000#	1625#

CONVEYOR WEIGHTS:

Overall Widths	40-1/2"	42-1/2"	48-1/2"	54-1/2"	60-1/2"
Between Frame Widths	37"	39"	45"	51"	57"
Conveying Surface Widths	34"	36"	42"	48"	54"
Weights (Lbs.)	1026#	1055#	1142#	1229#	1316#

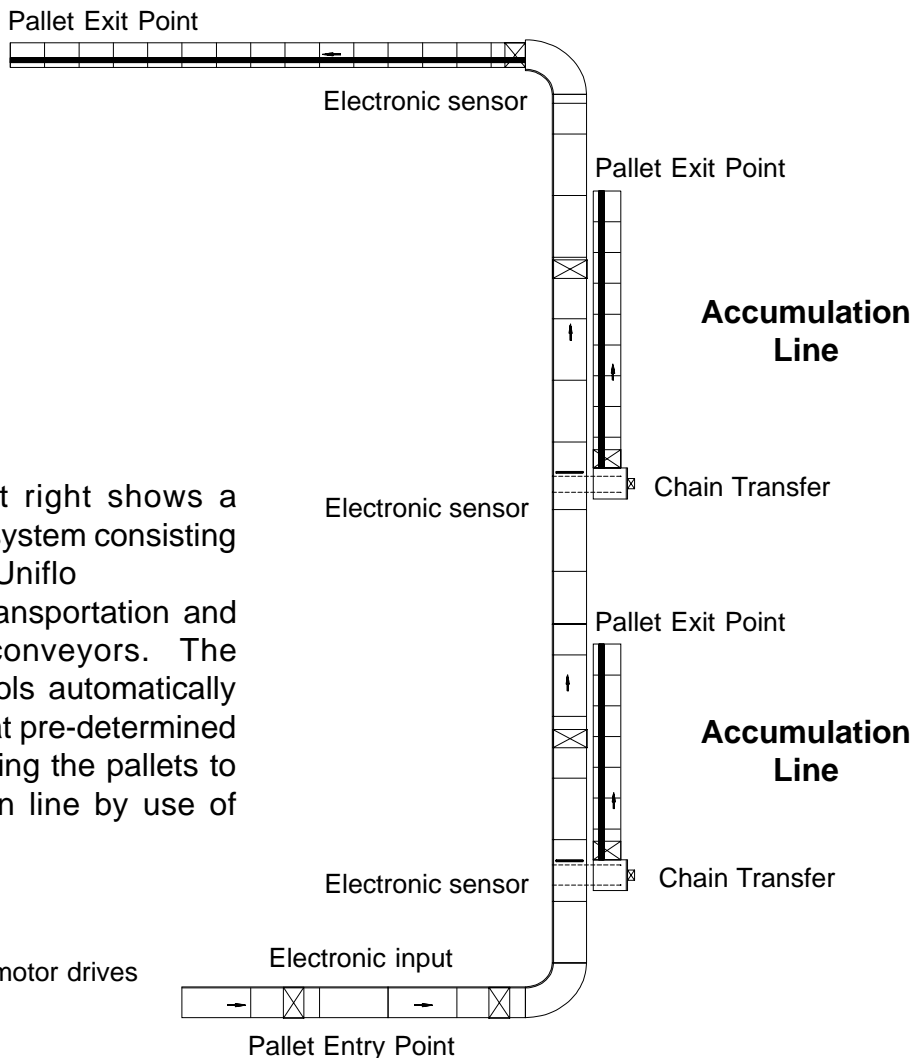
Design a Pallet System For Flexibility and Productivity

Uniflo Technologies designs and manufactures heavy duty conveyors and equipment for the rugged requirements necessary to move pallets through any type of system or facility.

The system below was designed for the purpose of selectively dispatching pallets to three warehouse areas automatically, with as little fork truck involvement as possible.

An **Authorized Uniflo Technologies Distributor** can help plan and implement a system designed to take maximum advantage of available space, plus put your company ahead in the constant race for productivity gains.

Accumulation Line



The drawing at right shows a pallet sortation system consisting of 362 feet of Uniflo Technologies transportation and accumulation conveyors. The electronic controls automatically sort the pallets at pre-determined exit points, moving the pallets to an accumulation line by use of chain transfers.

⊠ = Location of motor drives